

Salsa
ADVENTURE BY BIKE



2013 DEALER PREVIEW



The logo for Salsa Adventure by Bike is located in the top right corner. It features the word "Salsa" in a white, cursive script font, with a horizontal line underneath it. Below the line, the words "ADVENTURE BY BIKE" are written in a smaller, white, all-caps sans-serif font. The entire logo is set against a red, torn-edge background.

Salsa
ADVENTURE BY BIKE

A large, stylized graphic on the left side of the page. It features a gear with a compass rose in the center. The compass rose has a large letter 'N' pointing upwards. The gear and compass rose are rendered in a light gray color against a dark gray background.

BORN OUT OF EXPERIENCE

At Salsa, we believe a sense of adventure makes life better. The bicycle can be so much more than just a bike; it's a path to new places, new people and amazing experiences.

We provide the bikes. You determine where they go and where you go with them. Satisfy curiosity. Explore boundaries. Discover something great.

MISSION

Salsa is dedicated to keeping the spirit of adventure alive in bicycling. We make bikes to help you get there.

Salsa. Adventure by bike.

ADVENTURE

2013 PREVIEW

New! BEARGREASE

FATBIKE RACING

- Aluminum alloy lightweight fatbike
- Tapered headtube and ultralight Salsa alloy tapered fork
- Anodized finish with custom rims
- X0/E.13 crank for Salsa



GEAR FOR BEARGREASE:

Beargrease Frame Bag

Revelate Designs Viscacha Seat Bag

Nickless Cage

Salsa
ADVENTURE BY BIKE



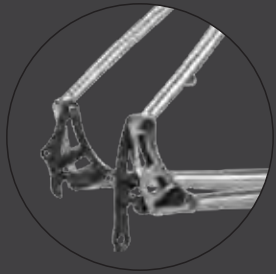
Beargrease aims to be the lightest and most efficient fatbike on the market. Races like the Arrowhead 135, any of the Alaska snow races and the Simpson Desert Classic are its home.

Beargrease. Leave a fresh track.

MUKLUK Ti

FATBIKING, SNOW, SAND & OFF-TRAIL
EXPLORATION, SINGLESPEEDING

- 3/2.5 titanium frame
- Ti Alternator dropouts
- X0/E.13 crank for Salsa
- Big Fat Larry front/Nate rear tires



GEAR FOR MUKLUK:

- Mukluk Frame Bag
- Minimalist Rack
- Down Under Rack
- Alternator Wide Rack
- Revelate Designs Viscacha Seat Bag
- Anything Cage
- Nickless Cage

**CARRY OVER 2012 MODEL
LIMITED QUANTITIES AVAILABLE**



Salsa
ADVENTURE BY BIKE



The Mukluk is designed to provide extreme tire flotation in soft conditions like snow or sand. It rides where other bikes can't.

Mukluk. Ride anywhere.

 **NINILCHIK, ALASKA**

Campfire on the Kenai Peninsula during the filming of *Reveal The Path*. Photo by Kid

2013 PREVIEW

MUKLUK 2

FATBIKING, SNOW, SAND & OFF-TRAIL EXPLORATION, SINGLESPEEDING

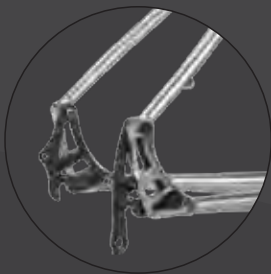
- AL-7005 frame
- NEW! Alternator dropouts
- NEW! 44mm headtube
- X9/E.13 crank for Salsa
- Nate front & rear tires



MUKLUK 2

FATBIKING, SNOW, SAND & OFF-TRAIL EXPLORATION, SINGLESPEEDING

- AL-7005 frame
- NEW! Alternator dropouts
- NEW! 44mm headtube
- Black/purple model available as frameset only



MUKLUK 3

FATBIKING, SNOW, SAND & OFF-TRAIL EXPLORATION, SINGLESPEEDING

- AL-7005 frame
- NEW! Alternator dropouts
- NEW! 44mm headtube
- X7/BB7/Mukluk-specific crank



MUKLUK 3

FATBIKING, SNOW, SAND & OFF-TRAIL EXPLORATION, SINGLESPEEDING

- AL-7005 frame
- NEW! Alternator dropouts
- NEW! 44mm headtube
- X7/BB7/Salsa Mukluk-specific crank



HORSETHIEF 1

TRAIL RIDING ON RUGGED TERRAIN

- AL-6061-T6 frame
- New hydroformed downtube to fit water bottle
- 12 x 142mm Maxle
- Fox 34 Float 29 FIT CTD 120mm fork
- Fox Float CTD Boost Valve shock
- X0/Reverb





Salsa
ADVENTURE BY BIKE



The Horsethief is our 29'er trail bike, designed for all-day riding on rugged terrain.

Horsethief. There's gonna be a new sheriff in town.

 **SALIDA, COLORADO**

Salsa product designers Pete and Mark let it rip aboard their Horsethief prototypes. *Photo by GNAT*

2013 PREVIEW

HORSETHIEF 2

TRAIL RIDING ON RUGGED TERRAIN

- AL-6061-T6 frame
- New hydroformed downtube to fit water bottle
- 12 x 142mm Maxle
- White Brothers Loop TCR fork
- Fox Float CTD shock
- X9



HORSETHIEF 3

TRAIL RIDING ON RUGGED TERRAIN

- AL-6061-T6 frame
- New hydroformed downtube to fit water bottle
- 12 x 142mm Maxle
- RockShox Sektor fork
- RockShox Monarch RL shock
- SLX



SPEARFISH 1

ULTRA-ENDURANCE RACING & RIDING

- Extrolite EV6 aluminum frame
- 12 x 142mm Maxle
- Anodized finish
- Fox F29 fork
- Fox Float CTD shock
- X0/DT Swiss hubs



GEAR FOR SPEARFISH:

- Spearfish Frame Bag
- Revelate Designs Viscacha Seat Bag
- Revelate Designs Gas Tank
- Nickless Cage

A person wearing a helmet and a backpack is riding a mountain bike on a dirt trail through a dense forest of birch trees. The trail is narrow and appears to be a singletrack. The surrounding vegetation is lush and green, with many birch trees visible. The scene is captured from a slightly elevated angle, showing the rider from behind as they navigate the trail.

Salsa
ADVENTURE BY BIKE

The Spearfish is our ultra-endurance racing and riding machine, perfect for 100-milers, 24-hour races and all-day singletrack sessions.

Spearfish. Charge your lights because today's ride will be a long one.

 **CUYUNA, MINNESOTA**

Salsa sales ambassador Bobby Dahlberg plugs into the slot car track. Photo by GNAT

2013 PREVIEW

SPEARFISH 2

ULTRA-ENDURANCE RACING & RIDING

- Extrolite EV6 aluminum frame
- RockShox Reba fork
- Fox Float CTD
- X9



SPEARFISH 3

ULTRA-ENDURANCE RACING & RIDING

- Extrolite EV6 aluminum frame
- Manitou Tower Expert fork with 15mm axle
- RockShox Monarch RL shock
- SLX



MAMASITA

LIGHTWEIGHT ALLOY FRAME FOR FAST XC RIDING

- Extrolite EV6 aluminum frame
- Tapered headtube
- Fox F29 RL fork with 15mm thru-axle
- Fox F29 CTD
- X9



GEAR FOR MAMASITA:

Mamasita Frame Bag
Revelate Designs Viscacha Seat Bag
Revelate Designs Gas Tank
Nickless Cage

A mountain biker wearing a white helmet and black gear is riding a red Salsa Mamasita hardtail mountain bike on a dirt trail. The trail is set in a dry, hilly landscape with sparse vegetation and a clear blue sky. The biker is leaning forward, navigating a slight descent. The background shows rolling hills and a clear horizon.

Salsa
ADVENTURE BY BIKE

The Mamasita is our race-bred hardtail, designed to be light, fast and efficient on singletrack trails. It takes care of XC racing business, whether for a mere 2 hours, or 24.

Not just pretty fast. Pretty and fast!

 **SALIDA, COLORADO**

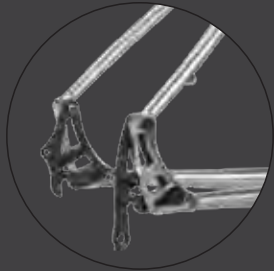
Salsa art director Kelly Mac dusts the cobwebs off her legs with a springtime dose of Salida, Colorado singletrack, after a long Minnesota winter. *Photo by Kid*

2013 PREVIEW

EL MARIACHI Ti

SINGLETRACK RIDING, RACING, BIKEPACKING
& SINGLESPEEDING

- 3/2.5 titanium frame
- Ti Alternator dropouts
- 44mm headtube
- Fox F29 fork
- X0 / XT brakes



GEAR FOR EL MARIACHI:

El Mariachi Frame Bag

Enabler Fork

Fargo Fork

Down Under Rack (w/Enabler or Fargo Fork)

Minimalist Rack (w/Enabler or Fargo Fork)

Alternator Rack

Revelate Designs Viscacha Seat Bag

Anything Cage (w/Enabler or Fargo Fork)

Nickless Cage

Salsa
ADVENTURE BY BIKE



The El Mariachi is our get-it-done-well-everyday mountain bike. Proof that a mountain bike can kick ass repeatedly.

El Mariachi. If you wanna dance, you gotta pay the band.

 **SALIDA, COLORADO**

Ryan gets a final golden high-five from the setting sun as he rips down Sand Dunes trail. *Photo by GNAT*

2013 PREVIEW

EL MARIACHI 2

SINGLETRACK RIDING, RACING,
BIKEPACKING & SINGLESPEEDING

- Kung Fu CroMoly tubing
- Alternator dropouts
- 44mm headtube
- RockShox Reba fork
- X9



EL MARIACHI 3

SINGLETRACK RIDING, RACING,
BIKEPACKING & SINGLESPEEDING

- Kung Fu CroMoly tubing
- Alternator dropouts
- 44mm headtube
- Manitou Tower Expert Fork
- SLX



New!

EL MARIACHI SS

Salsa
ADVENTURE BY BIKE

SINGLESPEED SINGLETRACK RIDING, RACING & BIKEPACKING

- Limited Edition singlespeed
- Kung Fu CroMoly tubing
- Alternator dropouts
- No derailleur cable guides



Salsa
ADVENTURE BY BIKE

There's no such thing
as too much grip. NEW!
Backcountry Grips are
available in Standard
and Lock-On versions.



2013 PREVIEW

FARGO Ti

OFF-ROAD TOURING & BIKEPACKING

- 3/2.5 titanium frame
- NEW! 44mm headtube
- Ti Fargo dropouts
- X0/Rival




GEAR FOR FARGO:

- Fargo Frame Bag
- Down Under Rack
- Minimalist Rack
- Wanderlust Rack
- Revelate Designs Viscacha Seat Bag
- Enabler Fork
- Anything Cage
- Nickless Cage

The logo for Salsa Adventure by Bike is located in the top right corner. It features the word "Salsa" in a white, stylized script font with a horizontal line underneath. Below it, the words "ADVENTURE BY BIKE" are written in a smaller, white, sans-serif font. The entire logo is set against a red, torn-edge background.

Salsa
ADVENTURE BY BIKE

The background of the advertisement is a scenic landscape. A dirt trail winds through a grassy hillside. In the foreground, a bicycle with a black frame and a black bag on the handlebars lies on its side on the trail. The background shows a dense forest of evergreen trees, and in the distance, a valley with a small town is visible under a hazy sky.

The Fargo is our drop-bar, off-road adventure bike. A bit of a bicycling anomaly, it has gained a cult status as a bikepacking or off-road touring machine.

Fargo. Go far.

 **MISSOULA, MONTANA**

Gnat tries to get lost in the Montana mist. *Photo by GNAT*

2013 PREVIEW

Salsa
ADVENTURE BY BIKE

FARGO 2

OFF-ROAD TOURING & BIKEPACKING

- Kung Fu CroMoly frame
- NEW! 44mm headtube
- X9/Apex
- BB7 brakes



FARGO 3

OFF-ROAD TOURING & BIKEPACKING

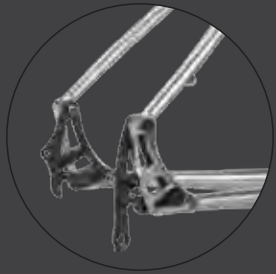
- Kung Fu CroMoly frame
- NEW! 44mm headtube
- Deore/Microshift bar-end shifters
- BB7 brakes



New! VAYA TRAVEL

TRAVEL & ROAD TOURING W/ PANNIERS

- Quadruple-butt stainless steel frame
- S & S couplers
- Stainless Alternator dropouts
- Ultegra 30-speed
- 8 sizes



GEAR FOR VAYA:

- Down Under Rack
- Alternator Rack (Vaya Travel)
- Wanderlust Rack (Vaya)
- Revelate Designs Tangle Bag
- Anything Cage
- Nickless Cage

Salsa
ADVENTURE BY BIKE



The Vaya is our road touring bike, designed to handle any 'road' surface, from pavement to gravel.

Vaya. Ride any road.

📷 **NOTO PENINSULA, JAPAN**

Salsa art director Kelly MacWilliams rides past someone's future breakfast, lunch or dinner... Photo by GNAT

2013 PREVIEW

VAYA 2

ROAD TOURING W/ PANNIERS

- Double-buttressed 4130 steel frame
- Tubeset optimized for pannier touring
- X9/Apex
- BB7 brakes



VAYA 3

ROAD TOURING W/ PANNIERS

- Double-buttressed 4130 steel frame
- Tubeset optimized for pannier touring
- Shimano/Microshift/Tektro
- BB7 brakes

** PHOTO NOT AVAILABLE



New! **WARBIRD Ti**

GRAVEL RACING & RIDING

- Double-buttressed titanium frame
- Disc brake-specific
- ENVE carbon fork
- Ultegra/FSA Energy crank



GEAR FOR WARBIRD:

- Revelate Designs Tangle Bag
- Revelate Designs Gas Tank
- Nickless Cage

Salsa
ADVENTURE BY BIKE



Warbird is our gravel race machine. It aims to provide the competitive rider with an ideal platform of low weight and pedaling efficiency, while balancing rider comfort. This bike is designed for success at events ranging from the Almanzo 100 to the Dirty Kanza 200 to Trans Iowa.

Warbird. Amber fields of gravel.

WARBIRD 2

GRAVEL RACING & RIDING

- Extrolite EV6 hydroformed alloy frame
- Disc brake specific
- ENVE CX tapered carbon fork
- Shimano 105



Look good and feel good in our Salsa Squadron kit! It's Dirty Kanza 200-approved with style for miles and a full-zip for venting when the temperature soars!



New! COLOSSAL Ti


ROAD RIDING & ROAD-BASED BIKEPACKING

- 3/2.5 double-buttressed titanium frame
- Disc brake only
- 140mm rotors
- Custom ENVE carbon fork
- Ultegra/FSA Energy crank



The logo for Salsa Adventure by Bike is located in the top right corner. It features the word "Salsa" in a white, cursive script font, with a horizontal line underneath it. Below the line, the words "ADVENTURE BY BIKE" are written in a smaller, white, sans-serif, all-caps font. The entire logo is set against a red, torn-edge background.

Salsa
ADVENTURE BY BIKE

A close-up photograph of a thin, dark branch covered in a layer of white snow. The branch runs diagonally from the top left towards the bottom right. The background is a blurred outdoor scene with people, including one person in a bright orange jacket, suggesting a winter cycling event.

Colossal is our pavement-only, all-conditions, all-day road riding bike. It aims to reward the dedicated road rider with great riding geometry, all-day comfort and great performance in wet or dry conditions.

Colossal. Eat a big breakfast.

COLOSSAL 2

ROAD RIDING & ROAD-BASED BIKEPACKING

- Double-buttressed 4130 steel tubing
- Disc brake only
- 140mm rotors
- Custom ENVE RD tapered carbon fork
- Apex/BB7



GEAR

Salsa
ADVENTURE BY BIKE



DOWN UNDER RACK



ANYTHING CAGE



REVELATE DESIGN
VISCACHA SEAT BAG



NICKLESS CAGE



ENABLER FORK



FARGO FORK



EL MARIACHI/FARGO/MAMASITA
FRAME BAG



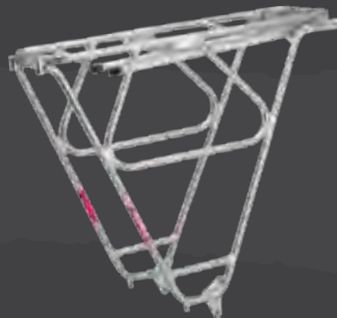
REVELATE DESIGN
TANGLE BAG



REVELATE DESIGN
GAS TANK




BEARGREASE/MUKLUK
FRAME BAG



WANDERLUST RACK



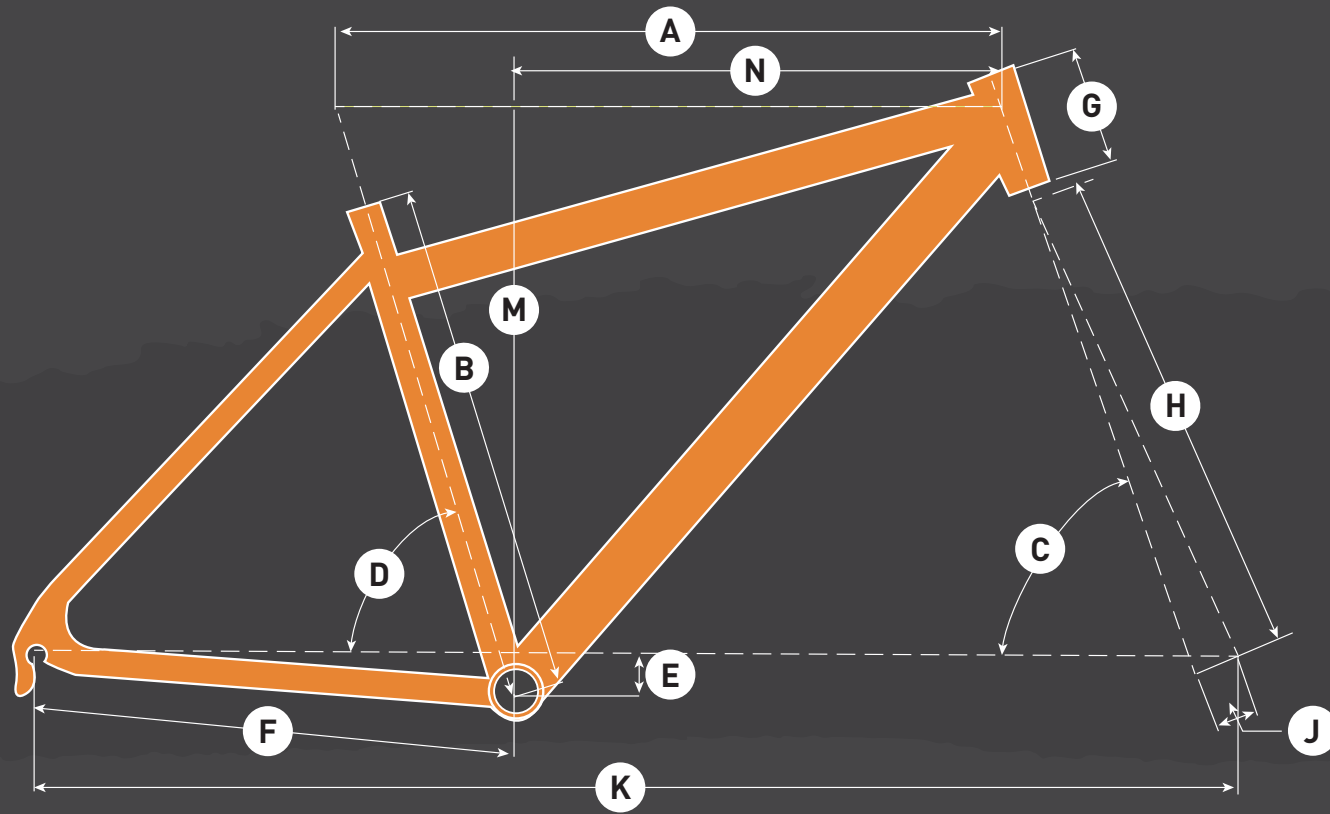
SPEARFISH FRAME BAG



MINIMALIST RACK

2013 PREVIEW

GEOMETRY & FIT



MUKLUK

WITH ENABLER FORK

All measurements in mm unless noted

	X-Small	Small	Medium	Large	X-Large
Recommended Rider Height	157-168cm	165-175cm	173-183cm	180-191cm	188cm-Up
A. Top tube Effective	565	580	605	625	640
B. Seat Tube Length	381.0	381.0	431.8	482.6	533.4
C. Headtube Angle	69.5°	69.5°	69.5°	69.5°	69.5°
D. Seat Tube Angle	73.5°	73.5°	73°	73°	73°
E. BB Drop	60	60	60	60	60
F. Chainstay Length	447-464	447-464	447-464	447-464	447-464
G. Headtube Length	100	110	130	150	160
H. Fork Length	468	468	468	468	468
J. Fork Offset	45	45	45	45	45
K. Wheel Base	1078.5-1095.5	1094.2-111.2	1114.9-1131.9	1136.1-1153.1	1151.8-1168.8
M. Stack	578.0	587.4	606.1	624.8	634.2
N. Reach	393.8	406.0	419.7	434.0	446.1
P. Standover - 2 & 3	673.5	702.1	744.9	786.7	825.0
P. Standover - Ti	674.2	674.8	718.9	761.6	800.6

Salsa Enabler fork included.

Measurements listed are based on:

- A Salsa Enabler fork which is equivalent to an average 80mm fork at 20% sag
- A 26 x 4.0" tire measuring 742mm in diameter
- Standover (P) measured vertically to top of toptube from a position 50mm forward of BB center

BEARGREASE

WITH BEARGREASE FORK

All measurements in mm unless noted

	X-Small	Small	Medium	Large	X-Large
Recommended Rider Height	157-168cm	165-175cm	173-183cm	180-191cm	188cm-Up
A. Top tube Effective	565	580	605	625	640
B. Seat Tube Length	381.0	381.0	432.0	483.0	533.0
C. Headtube Angle	69.5°	69.5°	69.5°	69.5°	69.5°
D. Seat Tube Angle	73.5°	73.5°	73°	73°	73°
E. BB Drop	63	63	63	63	63
F. Chainstay Length	455	455	455	455	455
G. Headtube Length	100	110	130	150	160
H. Fork Length	468	468	468	468	468
J. Fork Offset	45	45	45	45	45
K. Wheel Base	1085.4	1101.1	1121.8	1143.0	1158.7
M. Stack	583.0	592.4	611.1	629.9	639.2
N. Reach	392.3	404.5	418.2	432.4	444.6
P. Standover	655.0	704.4	748.1	790.0	827.2

Salsa Beargrease fork included.

Measurements listed are based on:

- A Salsa TBD fork which is equivalent to an average 80mm fork at 20% sag
- A 26 x 4.0" tire measuring 742mm in diameter
- Standover (P) measured vertically to top of toptube from a position 50mm forward of BB center

SPEARFISH

WITH 100MM FORK

All measurements in mm unless noted

	Small	Medium	Large	X-Large
Recommended Rider Height	165-175cm	173-183cm	180-191cm	188cm-Up
A. Top tube Effective	580	600	620	635
B. Seat Tube Length	406.4	457.2	508.0	558.8
C. Headtube Angle	71°	71°	71°	71°
D. Seat Tube Angle	73.5°	73°	73°	73°
E. BB Drop	45	45	45	45
F. Chainstay Length	455	455	455	455
G. Headtube Length	110	120	130	140
H. Fork Length	503	503	503	503
J. Fork Offset	45	45	45	45
K. Wheel Base	1094.4	1108.9	1129.3	1144.7
M. Stack	613.7	623.2	632.6	642.1
N. Reach	398.2	409.5	426.6	438.7
P. Standover	744.2	744.7	750.0	755.0

Fork is not included.

Measurements listed are based on:

- An unsprung bike (no sag)
- An average 100mm suspension fork
- A 29 x 2.1" tire measuring 735mm in diameter
- Standover (P) measured vertically to top of toptube from a position 50mm forward of BB center

HORSETHIEF

WITH 140MM FORK

All measurements in mm unless noted

	Small	Medium	Large	X-Large
Recommended Rider Height	165–175cm	173–183cm	180–191cm	188cm–Up
A. Top tube Effective	593	618	638	653
B. Seat Tube Length	406.4	457.2	508.0	558.8
C. Headtube Angle	68.6°	68.6°	68.6°	68.6°
D. Seat Tube Angle	72.6°	72.6°	72.6°	72.6°
E. BB Drop	25.5	25.6	25.7	25.8
F. Chainstay Length	460	460	460	460
G. Headtube Length	110	110	110	120
H. Fork Length	545	545	545	545
J. Fork Offset	1.8	1.8	1.8	1.8
K. Wheel Base	1139.5	1164.5	1184.5	1200.2
M. Stack	622.4	622.7	622.9	632.3
N. Reach	397.4	422.6	442.8	455.0
P. Standover	788.2	786.6	796.3	806.1

WITH 120MM FORK

	Small	Medium	Large	X-Large
Recommended Rider Height	165–175cm	173–183cm	180–191cm	188cm–Up
A. Top tube Effective	590	615	635	650
B. Seat Tube Length	406.4	457.2	508.0	558.8
C. Headtube Angle	69.5°	69.5°	69.5°	69.5°
D. Seat Tube Angle	73.5°	73.5°	73.5°	73.5°
E. BB Drop	33	33	33	33
F. Chainstay Length	460	460	460	460
G. Headtube Length	110	110	110	120
H. Fork Length	525	525	525	525
J. Fork Offset	45	45	45	45
K. Wheel Base	1132.4	1157.4	1177.4	1193.1
M. Stack	615.8	615.8	615.8	625.1
N. Reach	407.6	432.6	452.6	464.8
P. Standover	776.3	775.2	787.7	797.4

Fork is not included.

Measurements listed are based on:

- An unsprung bike (no sag)
- An average 140mm or 120mm suspension fork
- A 29 x 2.5" tire measuring 750mm in diameter
- Standover (P) measured vertically from the top of the toptube/brace intersection (50mm forward of BB center for size SM)

MAMASITA

WITH 100MM FORK

All measurements in mm unless noted

	X-Small	Small	Medium	Large	X-Large
Recommended Rider Height	157–168cm	165–175cm	173–183cm	180–191cm	188cm–Up
A. Top tube Effective	565	580	600	620	635
B. Seat Tube Length	355.6	406.4	457.2	508.0	558.8
C. Headtube Angle	71°	71°	71°	71°	71°
D. Seat Tube Angle	74°	73.5°	73°	73°	73°
E. BB Drop	60	60	60	60	60
F. Chainstay Length	450	450	450	450	450
G. Headtube Length	110	110	120	130	140
H. Fork Length	483	483	483	483	483
J. Fork Offset	45	45	45	45	45
K. Wheel Base	1073.0	1082.3	1096.8	1117.2	1132.6
M. Stack	609.8	609.8	619.3	628.7	638.2
N. Reach	390.1	399.4	410.7	427.8	439.9
P. Standover	691.4	729.2	767.9	804.5	841.2

Fork is not included.

Measurements listed are based on:

- An average 100mm fork at 20% sag
- A 29 x 2.1" tire measuring 735mm in diameter
- Standover (P) measured vertically to top of toptube from a position 50mm forward of BB center

WITH 80MM FORK

	X-Small	Small	Medium	Large	X-Large
Recommended Rider Height	157–168cm	165–175cm	173–183cm	180–191cm	188cm–Up
A. Top tube Effective	563	578	598	618	633
B. Seat Tube Length	355.6	406.4	457.2	508.0	558.8
C. Headtube Angle	71.8°	71.8°	71.7°	71.7°	71.7°
D. Seat Tube Angle	74.8°	74.3°	73.7°	73.7°	73.7°
E. BB Drop	66	66	66	66	66
F. Chainstay Length	450	450	450	450	450
G. Headtube Length	110	110	120	130	140
H. Fork Length	468	468	468	468	468
J. Fork Offset	45	45	45	45	45
K. Wheel Base	1068.2	1077.5	1092.0	1112.4	1127.8
M. Stack	604.6	604.5	613.9	623.2	632.6
N. Reach	398.2	407.4	418.7	435.8	447.9
P. Standover	681.5	719.9	759.1	796.2	833.4

Fork is not included.

Measurements listed are based on:

- A Salsa CroMoto Grande fork which is equivalent to an average 80mm fork at 20% sag
- A 29 x 2.1" tire measuring 735mm in diameter
- Standover (P) measured vertically to top of toptube from a position 50mm forward of BB center

EL MARIACHI STEEL

WITH 100MM FORK

All measurements in mm unless noted

	X-Small	Small	Medium	Large	X-Large
Recommended Rider Height	157-168cm	165-175cm	173-183cm	180cm-191cm	188cm-Up
A. Top tube Effective	565	580	600	620	635
B. Seat Tube Length	355.6	381.0	431.8	482.6	533.4
C. Headtube Angle	71°	71°	71°	71°	71°
D. Seat Tube Angle	74°	73°	73°	73°	73°
E. BB Drop	60.00	60.00	60.00	60.00	60.00
F. Chainstay Length	440-457	440-457	440-457	440-457	440-457
G. Headtube Length	90.00	95.00	100.00	110.00	120.00
H. Fork Length	483	483	483	483	483
J. Fork Offset	45	45	45	45	45
K. Wheel Base	1067.4-1084.4	1071.2-1088.2	1091.4-1108.4	1111.7-1128.7	1127.1-1144.1
M. Stack	599.4	604.2	608.9	618.3	627.8
N. Reach	393.1	395.3	413.9	431.0	443.1
P. Standover	687.7	710.6	748.7	787.2	825.2

Fork is not included.

Measurements listed are based on:

- An average 100mm fork at 20% sag
- A 29 x 2.25" tire measuring 740mm in diameter
- Standover (P) measured vertically to top of toptube from a position 50mm forward of BB center

WITH 80MM FORK

	X-Small	Small	Medium	Large	X-Large
Recommended Rider Height	157-168cm	165-175cm	173-183cm	180cm-191cm	188cm-Up
A. Top tube Effective	563	578	598	618	633
B. Seat Tube Length	355.6	381.0	431.8	482.6	533.4
C. Headtube Angle	71.8°	71.8°	71.8°	71.7°	71.7°
D. Seat Tube Angle	74.8°	73.8°	73.8°	73.7°	73.7°
E. BB Drop	66	66	66	66	66
F. Chainstay Length	445 - 462	445 - 462	445 - 462	445 - 462	445 - 462
G. Headtube Length	90	95	100	110	120
H. Fork Length	468	468	468	468	468
J. Fork Offset	45	45	45	45	45
K. Wheel Base	1062.6-1079.6	1066.4-1083.4	1086.6-1103.6	1106.9-1123.9	1122.3-1139.3
M. Stack	594.1	598.8	603.4	612.8	622.1
N. Reach	401.1	403.3	421.8	438.8	451.0
P. Standover	678.1	701.1	739.8	778.9	817.4

Fork is not included.

Measurements listed are based on:

- A Salsa CroMoto Grande fork which is equivalent to an average 80mm fork at 20% sag
- A 29 x 2.25" tire measuring 740mm in diameter
- Standover (P) measured vertically to top of toptube from a position 50mm forward of BB center

EL MARIACHI Ti

WITH 100MM FORK

All measurements in mm unless noted

	X-Small	Small	Medium	Large	X-Large
Recommended Rider Height	157-168cm	165-175cm	173-183cm	180cm-191cm	188cm-Up
A. Top tube Effective	565	580	600	620	635
B. Seat Tube Length	355.6	381.0	431.8	482.6	533.4
C. Headtube Angle	71°	71°	71°	71°	71°
D. Seat Tube Angle	74°	73°	73°	73°	73°
E. BB Drop	60.00	60.00	60.00	60.00	60.00
F. Chainstay Length	440-457	440-457	440-457	440-457	440-457
G. Headtube Length	100.00	100.00	100.00	110.00	120.00
H. Fork Length	483	483	483	483	483
J. Fork Offset	45	45	45	45	45
K. Wheel Base	1061.7-1078.7	1065.7-1085.9	1085.9-1102.9	1106.3-1123.3	1121.6-1138.6
M. Stack					
N. Reach					
P. Standover					

Fork is not included.

Measurements listed are based on:

- An average 100mm fork at 20% sag
- A 29 x 2.25" tire measuring 740mm in diameter
- Standover (P) measured vertically to top of toptube from a position 50mm forward of BB center

WITH 80MM FORK

	X-Small	Small	Medium	Large	X-Large
Recommended Rider Height	157-168cm	165-175cm	173-183cm	180cm-191cm	188cm-Up
A. Top tube Effective	563	578	598	618	633
B. Seat Tube Length	355.6	381.0	431.8	431.8	533.4
C. Headtube Angle	71.8°	71.8°	71.8°	71.7°	71.7°
D. Seat Tube Angle	74.8°	73.8°	73.8°	73.7°	73.7°
E. BB Drop	66	66	66	66	66
F. Chainstay Length	440-457	440-457	440-457	440-457	440-457
G. Headtube Length	100	100	100	110	120
H. Fork Length	468	468	468	468	468
J. Fork Offset	45	45	45	45	45
K. Wheel Base	1056.9-1073.9	1060.9-1077.9	1081.1-1098.1	1101.5-1118.5	1116.8-1134.8
M. Stack					
N. Reach					
P. Standover					

Fork is not included.

Measurements listed are based on:

- A Salsa CroMoto Grande fork which is equivalent to an average 80mm fork at 20% sag
- A 29 x 2.25" tire measuring 740mm in diameter
- Standover (P) measured vertically to top of toptube from a position 50mm forward of BB center

FARGO

GEOMETRY WITH FARGO FORK

All measurements in mm unless noted

	Small	Medium	Large	X-Large
Recommended Rider Height	160–175cm	173–183cm	180–191cm	188cm–Up
A. Top tube Effective	545	565	580	600.0
B. Seat Tube Length	406.4	457.2	508.0	558.8
C. Headtube Angle	70°	70.5°	71°	71°
D. Seat Tube Angle	74°	73°	73°	73°
E. BB Drop	70	70	70	70
F. Chainstay Length	455	455	455	455
G. Headtube Length	100	125	150	170
H. Fork Length	468	468	468	468
J. Fork Offset	45	45	45	45
K. Wheel Base	1063.2	1067.7	1078.2	1098.9
M. Stack	598.5	624.2	649.9	668.8
N. Reach	373.4	374.2	381.3	395.5
P. Standover - Steel	723.5	769.6	812.8	851.7
P. Standover - Ti	728.7	774.8	818.2	857.4

Salsa Fargo fork is included.

Measurements listed are based on:

- A Salsa Fargo fork which is equivalent to an average 80mm fork at 20% sag
- A 29 x 2.25" tire measuring 740mm in diameter
- Standover (P) measured vertically to top of toptube from a position 50mm forward of BB center

VAYA

GEOMETRY WITH VAYA FORK

All measurements in mm unless noted

	50cm	52cm	54cm	55cm	56cm	57cm	58cm	60cm
Recommended Rider Height	150–157cm	157–165cm	165–173cm	170–178cm	175–183cm	180–185cm	183–191cm	188cm–Up
A. Top tube Effective	500	525	540	550	560	570	585	600
B. Seat Tube Length	450.0	470.0	490.0	520.0	530.0	540.0	550.0	570.0
C. Headtube Angle	70°	70°	71°	71.5°	71.5°	71.5°	72°	72°
D. Seat Tube Angle	74.5°	74°	73.5°	73°	73°	72.5°	72.5°	72°
E. BB Drop	50	50	75	75	75	75	75	75
F. Chainstay Length	440	440	450	450	450	450	450	450
G. Headtube Length	120	135	150	165	175	185	200	215
H. Fork Length	380	380	405	405	405	405	405	405
J. Fork Offset	50	50	50	50	50	50	45	45
K. Wheel Base	1016.5	1037.8	1039.3	1038.9	1049.2	1053.5	1057.9	1066.7
M. Stack	511.9	526.0	592.9	609.1	618.6	628.0	646.5	660.7
N. Reach	358.1	374.2	364.4	363.8	370.9	372.0	381.2	385.3
P. Standover - Steel	698.1	715.3	754.5	780.3	789.7	799.5	812.0	829.7
P. Standover - Ti	708.0	725.0	764.9	790.6	799.9	809.6	822.1	839.7

Salsa Vaya fork included.

- Vaya uses two different wheel sizes based on frame size
- Measurements listed for 50/52cm sizes are based on a 26 x 1.9" tire measuring 654mm in diameter
- Measurements listed for 54/55/56/57/58/60cm sizes are based on a 700c x 40mm tire measuring 709mm in diameter
- Standover (P) for all sizes is measured vertically to top of toptube from a position 50mm forward of BB center

WARBIRD

GEOMETRY WITH ENVE CX DISC FORK

All measurements in mm unless noted

	51cm	53cm	55cm	56cm	58cm	60cm
Recommended Rider Height	152-160cm	157-165cm	165-175cm	173-183cm	180-190cm	188cm-Up
A. Top tube Effective	515	535	550	565	580	600
B. Seat Tube Length	495.0	535.0	560.0	580.0	605.0	635.0
C. Headtube Angle	68.75°	70.0°	70.5°	71.5°	72.0°	72.0°
D. Seat Tube Angle	74.5°	73.5°	73.0°	73.0°	72.5°	72.0°
E. BB Drop	70	70	70	70	70	70
F. Chainstay Length	430	430	430	430	430	430
G. Headtube Length	110	130	150	170	195	220
H. Fork Length	395	395	395	395	395	395
J. Fork Offset	45	45	45	45	45	45
K. Wheel Base	1020.0	1019.5	1025.2	1030.8	1035.0	1048.9
M. Stack	534.1	557.7	578.5	601.4	627.1	650.0
N. Reach	366.9	369.8	373.1	381.1	382.3	388.5
P. Standover	779.3	807.9	824.7	837.7	844.5	871.1

Measurements listed are based on:

- A 700c x 32mm tire measuring 696mm in diameter
- Standover (P) measured vertically to top of toptube from a position 50mm forward of BB center

COLOSSAL

GEOMETRY WITH ENVE RD DISC FORK

All measurements in mm unless noted

	51cm	53cm	55cm	56cm	58cm	60cm
Recommended Rider Height	152-160cm	157-165cm	165-175cm	173-183cm	180-190cm	188cm-Up
A. Top tube Effective	518	535	550	565	580	600
B. Seat Tube Length	450.0	485.0	515.0	530.0	555.0	580.0
C. Headtube Angle	71.5°	72.0°	72.5°	72.5°	73.0°	73.0°
D. Seat Tube Angle	75.5°	74.0°	73.5°	73.0°	72.5°	72.0°
E. BB Drop	70	70	70	70	70	70
F. Chainstay Length	415	415	415	415	415	415
G. Headtube Length	100	120	140	160	185	210
H. Fork Length	367	367	367	367	367	367
J. Fork Offset	43	43	43	43	43	43
K. Wheel Base	987.7	986.8	992.7	1002.6	1007.0	1020.8
M. Stack	509.2	529.8	550.6	569.7	595.3	619.2
N. Reach	386.3	383.1	386.9	390.8	392.3	398.8
P. Standover - Steel	704.5	734.1	760.2	775.9	800.3	817.7
P. Standover - Ti	703.2	733.4	759.8	775.6	800.3	824.0

Road Disc fork included.

Measurements listed are based on:

- A 700c x 28mm tire measuring 690mm in diameter
- Standover (P) measured vertically to top of toptube from a position 50mm forward of BB center

2013 SPECIFICATIONS

	FRAME	FORK	RR SHOCK	HEADSET	STEM	HANDLEBAR	SHIFTER	BRAKES	ROTORS	SEATPOST
Horsethief 1	Horsethief 1 aluminum w/ thru-axle Rr	Fox 34, tapered, Kashima coating, 120mm travel	Fox Float CTD Kashima coating, 7.5 x 2"	Cane Creek 40 ZS44/56	Pro Moto 1	Pro Moto 2, 11°	SRAM X.9 ball bearing	SRAM Elixir 7	180mm Fr/ 170mm Rr	RockShox Reverb
Horsethief 2	Horsethief 2 aluminum w/ thru-axle Rr	White Brothers Loop TCR, tapered, 120mm travel	Fox Float CTD Boost Valve, 7.5 x 2"	Cane Creek 40 ZS44/56	Pro Moto 2	Pro Moto 2, 11°	SRAM X.7	SRAM Elixir 5	180mm Fr/ 170mm Rr	Pro Moto 2
Horsethief 3	Horsethief 3 aluminum w/ thru-axle Rr	RockShox Sektor, tapered, 130mm travel	RockShox Monarch RL, 7.5 x 2"	Cane Creek 10 ZS44/56	Pro Moto 3	Pro Moto 3, 11°	Shimano SLX 3 x 10	Avid Elixir 1	180mm Fr/ 160mm Rr	Pro Moto 3
Spearfish 1	Spearfish 1 aluminum w/ thru-axle Rr	Fox F29 RL, tapered, 15mm thru-axle, 100mm	Fox Float CTD, 6.5 x 1.5"	Cane Creek 40 ZS44/56	Pro Moto 1	Pro Moto 1 Carbon, 11°	SRAM X.9 Ball Bearing	SRAM Elixir 7 carbon	170mm Fr/ 160mm Rr	Pro Moto 1
Spearfish 2	Spearfish 2 aluminum	Rockshox Reba RLT, tapered, 15mm thru-axle, 100mm	Fox Float CTD, 6.5 x 1.5"	Cane Creek 40 ZS44/56	Pro Moto 2	Pro Moto 2, 11°	SRAM X.7	SRAM Elixir 5	170mm Fr/ 160mm Rr	Pro Moto 2
Spearfish 3	Spearfish 3 aluminum	Manitou Tower Expert, tapered 15mm axle, 100mm travel	RockShox Monarch RL, 6.5 x 1.5"	Cane Creek 10 ZS44/56	Pro Moto 3	Pro Moto 3, 11°	Shimano SLX 3 x 10	Avid Elixir 1	160mm Fr/ 160mm Rr	Pro Moto 3
El Mariachi Ti	El Mariachi titanium w/ Alternator dropout	Fox F29 RL, tapered, 15mm Thru Axle, 100mm	nil	Cane Creek 40 ZS44/EC44	Pro Moto 1	Pro Moto 1 Carbon, 11°	SRAM X.9	Shimano XT	160mm Fr/ 160mm Rr	Pro Moto 1
El Mariachi 2	El Mariachi 2 CroMoly w/ Alternator dropout	RS Reba RL, tapered, 15mm thru-axle, 100mm	nil	Cane Creek 40 ZS44/EC44	Pro Moto 2	Pro Moto 2, 11°	SRAM X.7	SRAM Elixir 5	170mm Fr/ 160mm Rr	Pro Moto 2
El Mariachi 3	El Mariachi 3 CroMoly w/ Alternator dropout	Manitou Tower Expert, 1-1/8", 100mm	nil	Cane Creek 10 ZS44/EC44	Pro Moto 3	Pro Moto 3, 11°	Shimano Deore 3 x 10	Avid Elixir 1	180mm Fr/ 160mm Rr	Pro Moto 3
El Mariachi SS	El Mariachi SS CroMoly w/ Alternator dropout	CroMoto Grande, CroMoly, 1-1/8"	nil	Cane Creek 10 ZS44	Pro Moto 3	Pro Moto 3, 11°	nil	Avid Elixir 5	180mm Fr/ 160mm Rr	Pro Moto 3
Mamasita	Mamasita EV6 aluminum	Fox F29 RL, tapered, 15mm thru-axle	nil	Cane Creek 40 ZS44/56	Pro Moto 2	Pro Moto 2, 11°	SRAM X.7	SRAM Elixir 5	170mm Fr/ 160mm Rr	Pro Moto 2
Fargo Ti	Fargo titanium	Fargo, CroMoly, 1-1/8"	nil	Cane Creek 40 ZS44	ProMoto 2 +25	Woodchipper 2	SRAM Rival 10-speed	Avid BB7, SRAM Rival	160mm Fr/ 160mm Rr	Cane Creek Thudbuster ST
Fargo 2	Fargo 2 CroMoly	Fargo, CroMoly, 1-1/8"	nil	Cane Creek 40 ZS44	Pro Moto 2 +25	Woodchipper 2	SRAM Apex	Avid BB7, SRAM Apex	160mm Fr/ 160mm Rr	Cane Creek Thudbuster ST
Fargo 3	Fargo 3 CroMoly	Fargo, CroMoly, 1-1/8"	nil	Cane Creek 10 ZS44	Pro Moto 3 +25	Woodchipper 3	Microshift bar-end 9-speed	Avid BB7, Tektro	160mm Fr/ 160mm Rr	Pro Moto 3
Vaya Travel	Vaya Travel stainless steel w/ Alternator dropout	Vaya, CroMoly, 1-1/8"	nil	Cane Creek 40 EC34	ProMoto 1	Cowbell 2	Shimano 105 integrated	Avid BB7, Shimano 105 Integrated	160mm Fr/ 160mm Rr	Pro Moto 1 Carbon
Vaya 2	Vaya 2 CroMoly	Vaya, CroMoly, 1-1/8"	nil	Cane Creek 40 EC34	Pro Moto 2	Cowbell 2	SRAM Apex	Avid BB7, SRAM Apex	160mm Fr/ 160mm Rr	Pro Moto 2
Vaya 3	Vaya 3 CroMoly	Vaya, CroMoly, 1-1/8"	nil	Cane Creek 10 EC34	Pro Moto 3	Cowbell 3	Microshift 3 x 9 bar-end	Tektro/BB7	160mm Fr/ 160mm Rr	Pro Moto 3
Warbird Ti	Warbird titanium	ENVE CX Disc, carbon, tapered	nil	Cane Creek 40 ZS/EC44	Pro Moto 1	Cowbell 2	Shimano 105 STI	Avid BB7, Shimano 105 STI	160mm Fr/ 140mm Rr	Pro Moto 1
Warbird 2	Warbird EV6 aluminum	ENVE CX Disc, carbon, tapered	nil	Cane Creek 10 IS42/56	Pro Moto 2	Cowbell 2	Shimano Tiagra	Avid BB7, Shimano	160mm Fr/ 140mm Rr	Pro Moto 2
Colossal Ti	Colossal titanium	ENVE Road Disc (custom for Salsa), carbon, tapered	nil	Cane Creek 40 ZS/EC44	Pro Moto 1	Pro Moto 2	Shimano Ultegra	Avid BB7, Shimano Ultegra	140mm Fr/ 140mm Rr	Pro Moto 1
Colossal 2	Colossal 2 CroMoly	ENVE Road Disc (custom for Salsa), carbon, tapered	nil	Cane Creek 40 ZS/EC44	Pro Moto 2	Pro Moto 2	SRAM Apex White	Avid BB7, SRAM Apex White	140mm Fr/ 140mm Rr	Pro Moto 2
Beargrease	Beargrease aluminum	Beargrease, aluminum, tapered	nil	Cane Creek 40 ZS44/ZS56	Pro Moto 2	Pro Moto 2 11°	SRAM X.7	Avid Elixir 5	160mm Fr/ 140mm Rr	Pro Moto 2
Mukluk Ti	Mukluk titanium w/ Alternator dropout	Enabler, CroMoly, 1-1/8"	nil	Cane Creek 40 ZS44	Pro Moto 1	Pro Moto 1 Carbon 11°	SRAM X.9 Triggers	Avid Elixir 7	160mm Fr/ 160mm Rr	Pro Moto 1
Mukluk 2	Mukluk 2 aluminum w/ Alternator dropout	Enabler, CroMoly, 1-1/8"	nil	Cane Creek 40 ZS44	Pro Moto 2	Pro Moto 2 11°	SRAM X.7 Triggers	Avid BB7, SD7	160mm Fr/ 160mm Rr	Pro Moto 2
Mukluk 3	Mukluk 3 aluminum w/ Alternator dropout	Enabler, CroMoly, 1-1/8"	nil	Cane Creek 10 ZS44	Pro Moto 3	Pro Moto 3 11°	SRAM X.5 Triggers	Avid BB7, FR5	160mm Fr/ 160mm Rr	Pro Moto 3

Specifications Subject to Change.

SADDLE	FR DER	RR DER	FR HUB	RR HUB	RIMS	TIRES	CASSETTE	CHAIN	CRANKSET
WTB Pure V	SRAM X.7 HDM	SRAM X.0	DT Swiss 350, 32h, 15mm thru-axle	DT Swiss 350, 32h, 12 x 142mm thru-axle	NoTubes Flow EX	Continental Mountain King II 29 x 2.4"	SRAM PG-1070 11-36t	KMC X10	SRAM S1400 24/36t w/ MRP 2x Guide
WTB Pure V	SRAM X.7 HDM	SRAM X.9	Salsa 2 by Formula, 32h, 15mm thru-axle	Salsa 2 by Formula, 32h, 12 x 142mm thru-axle	NoTubes Flow EX	Continental Mountain King II 29 x 2.4"	SRAM PG-1030 11-36t	KMC X10	SRAM S1000 24/36t w/ MRP 2x Steel Guide
WTB Pure V	Shimano SLX HDM	Shimano SLX	Salsa 3 by Formula, 32h, 15mm thru-axle	Salsa 3 by Formula, 32h, 12 x 142mm thru-axle	Sun Inferno 28mm	Continental Mountain King II 29 x 2.4"	Shimano Deore 10-speed, 11-36t	KMC X10	Shimano Deore 24/32/42t
WTB Silverado	SRAM X.9	SRAM X.0	DT Swiss 350, 32h, 15mm thru-axle	DT Swiss 350, 32h, 12 x 142mm thru-axle	NoTubes Arch EX	Continental X King 29 x 2.2"	SRAM PG-1070 11-36t	KMC X10	SRAM S1400 BB30 24/38t
WTB Silverado	SRAM X.7	SRAM X.9	Salsa 2 by Formula, 32h, 15mm thru-axle	Salsa 2 by Formula, 32h	No Tubes ZTR Rapid	Continental X King 29 x 2.2"	SRAM PG-1050 11-36t	KMC X10	SRAM S1000 BB30 24/38t
WTB Silverado	Shimano Deore	Shimano SLX	Salsa 3 by Formula, 32h	Salsa 3 by Formula, 32h	Sun Inferno 25mm	Continental X King 29 x 2.2"	Shimano Deore 10-speed 11-36t	KMC X10	FSA V-Drive PF30 24/32/42t
WTB Pure V	SRAM X.7 HDM	SRAM X.0	Shimano XT, 32h, 15mm thru-axle	Shimano XT, 32h	NoTubes Arch EX	Continental Trail King 29 x 2.2"	SRAM PG-1070 11-36t	KMC X10	SRAM S1400 GXP 26/39t
WTB Pure V	SRAM X.7 HDM	SRAM X.9	Salsa 2 by Formula, 32h, 15mm thru-axle	Salsa 2 by Formula, 32h	NoTubes ZTR Rapid	Continental Trail King 29 x 2.2"	SRAM PG-1050 11-36t	KMC X10	SRAM S1000 GXP 26/39t
WTB Pure V	Shimano SLX HDM	Shimano SLX	Salsa 3 by Formula, 32h	Salsa 3 by Formula, 32h	Sun Inferno 25mm	Continental Trail King 29 x 2.2"	Shimano 10-speed	KMC X10	Shimano Deore 24/32/42t
WTB Pure V	nil	nil	Salsa 3 by Formula, 32h	Salsa 3 SS by Formula, 32h	Sun Inferno 25mm	Continental Trail King 29 x 2.2"	Dimension 16t cog	KMC Z99 RustBuster	Truvativ 32t single
WTB Silverado	SRAM X.7	SRAM X.9	Salsa 2 by Formula, 32h, 15mm thru-axle	Salsa 2 by Formula, 32h	NoTubes ZTR Rapid	Continental Race King 29 x 2.2"	SRAM PG-1050 11-36t	KMC X10	SRAM S1000 BB30 26/39t
WTB Pure V	SRAM X.7 HDM	SRAM X.0	DT Swiss 350, 32h	DT Swiss 350, 32h	NoTubes Arch	Continental Race King 29 x 2.2"	SRAM PG-1070 11-36t	KMC X10	SRAM S1400 28/42t
WTB Pure V	SRAM X.7 HDM	SRAM X.9	Salsa 2 by Formula, 32h	Salsa 2 by Formula, 32h	DT Swiss X470	Continental Race King 29 x 2.2"	SRAM PG-1050 11-36t	KMC X10	SRAM S1000 28/42t
WTB Pure V	Shimano SLX HDM	Shimano Deore	Salsa 3 by Formula, 32h	Salsa 3 by Formula, 32h	Sun Inferno 25mm	Continental Race King 29 x 2.2"	SRAM PG-1050 11-36t	KMC X10	Shimano M552 42/32/24t
Brooks B17	Shimano 105 Triple	Shimano Ultegra GS Cage	DT Swiss 350, 32h	DT Swiss 350, 32h	DT Swiss X430 for 26" sizes, DT Swiss X470 for 700c sizes	Continental TourRide 26 x 1.75" for 26" sizes, Clement USH 700c x 40mm ADV for 700c sizes	Shimano 105 11-30t 10-speed	KMC X10	Shimano Ultegra 30/42/52t
WTB Pure V	SRAM Apex	SRAM X.9	Salsa 2 by Formula, 32h	Salsa 2 by Formula, 32h	DT Swiss X430 for 26" sizes, DT Swiss X470 for 700c sizes	Continental TourRide 26 x 1.75" for 26" sizes, Clement USH 700c x 40mm ADV for 700c sizes	SRAM 11-36t 10-speed	KMC X10	SRAM Apex 34/46t
WTB Pure V	Shimano Sora Triple	Shimano Sora	Salsa 3 by Formula, 32h	Salsa 3 by Formula, 32h	Sun SR-25	Continental TourRide 26 x 1.75" for 26" sizes, Continental TourRide 700c x 38mm for 700c sizes	Shimano 11-32t 9-speed	KMC X10	Shimano Sora 30/42/52t
WTB Valcon	Shimano CX70	Shimano Ultegra	DT Swiss 350, 32h	DT Swiss 350, 32h	HED Belgium No Brake Track	Clement USH 700c x 35mm	SRAM PG-1070 11-30t	KMC X10	FSA Energy PF30 34/46t
WTB Valcon	Shimano CX50	Shimano 105	Salsa 2 by Formula, 32h	Salsa 2 by Formula, 32h	Sun Assault No Brake Track	Clement USH 700c x 35mm	SRAM PG-1050 11-30t	KMC X10	FSA Gossamer PF30 34/46t
WTB Valcon	Shimano 105	Shimano Ultegra	DT Swiss 350, 32h	DT Swiss 350, 32h	HED Belgium No Brake Track	Clement LLG 700c x 28mm	Shimano 10-speed 11-28t	KMC X10	FSA Energy PF30 34/50t
WTB Valcon	SRAM Apex White	SRAM Apex White	Salsa 2 by Formula, 32h	Salsa 2 by Formula, 32h	Sun Assault No Brake Track	Clement LLG 700c x 28mm	SRAM Apex 11-28t	KMC X10	FSA Gossamer PF30 34/50t
WTB Pure V	SRAM X.7	SRAM X.0 10-speed	Enabler, 32h	Mukluk 2, 32h	Surly Holy Rolling Darryl	45N Hüsker Dü 26 x 4.0", 120 tpi folding	SRAM PG-1050 11-36t	KMC X10	e.13 w/ shift rings custom for Salsa 22/36t
WTB Pure V	SRAM X.7 HDM	SRAM X.0 10-speed	Enabler, 32h	Mukluk 2, 32h	Surly Holy Rolling Darryl	Surly Big Fat Larry 26 x 4.5", 120 tpi Fr/ Surly Nate 26 x 3.8", 120 tpi Rr	SRAM PG-1070 11-36t	KMC X10	e.13 w/ Shift Rings custom for Salsa 22/36t
WTB Pure V	SRAM X.7 HDM	SRAM X.9 9-speed	Enabler, 32h	Mukluk 2, 32h	Surly Holy Rolling Darryl	Surly Nate 26 x 3.8", 120 tpi	SRAM PG-1030 11-36t	KMC 9-Speed	e.13 w/ Shift Rings custom for Salsa 22/36t
WTB Pure V	SRAM X.7 HDM	SRAM X.7 9-speed	Enabler, 32h	Mukluk 3, 32h	Surly Unholy Rolling Darryl	Surly Nate 26 x 3.8"	SRAM PG-950 11-34t	KMC Z99 RustBuster	Snow ISIS 24/36t custom for Salsa

Salsa
ADVENTURE BY BIKE